




VRLA Rechargeable Battery

BPS65-12



FEATURES

- Maintenance free(no water topping-up required).
- No free acid(Non-spillable battery).
- Low self-discharge rate, lower than 3% capacity loss per month.
- Can be used in any orientation(excluding used inverted)
- Carry handles for easy installation.
- Absorbent Glass Mat technology for efficient gas recombination.


APPLICATIONS

- UPS
- Telecom
- Golf-Carts



SPECIFICATIONS

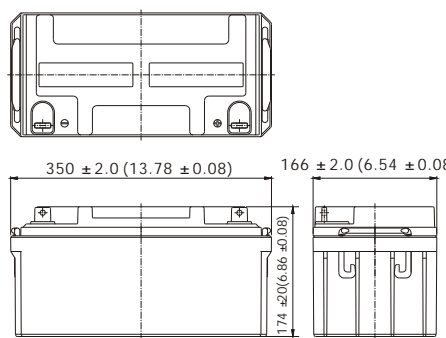
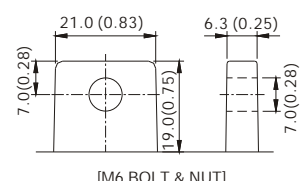
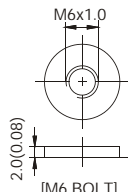
Nominal Voltage	12 V
Nominal Capacity	65Ah @ 20 hour rate F.V.(1.75V/cell)
Approx. Weight	22.4Kg(49.38lbs.)
Terminals	B5 (Fitting M6 bolt & nut) I2 is optional
Internal Resistance	≤5mΩ (Fully Charged)
Max. Discharge Current	650 A (5 sec.)
Max. Charge Current	19.5 A
Operating Temperature Range	Charge : 0°C~40°C(32°F~104°F) Discharge : -20°C~50°C(-4°F~122°F) Storage. : -20°C~40°C(-4°F~104°F)
Container Material	Standard: ABS(UL94 HB) BPS65-12 Optional: Flame Retardant ABS(UL94 V-0) BPS65-12FR



MH19884



- IEC 61056-1
- JIS C 8702-1
- GB/T 19639.1

DIMENSION(mm/inch)	OUTER DIMENSIONS	TERMINAL TYPE
<p>■ Length 350±2.0 (13.78±0.08)</p> <p>■ Width 166±2.0 (6.54±0.08)</p> <p>■ Container Height 174±2.0 (6.85±0.08)</p> <p>■ Total Height 174±2.0 (6.85±0.08)</p>		<p>● Terminal B5</p>  <p>[M6 BOLT & NUT]</p> <p>● Terminal I2</p>  <p>[M6 BOLT]</p> <p>Terminal Hardware Initial Torque: B5,I2(5.5Nm±5%)</p>

Constant power discharge characteristics at 25 °C/77 °F Unit: W

Discharge Time F.V. (V/cell)	10 Min	15 Min	30 Min	1 Hr	3 Hr	5 Hr	10 Hr	20 Hr
1.80V	1661	1345	825	509.5	204.0	140.7	78.62	41.37
1.75V	1799	1407	856	524.7	208.1	142.8	79.80	42.00
1.70V	1864	1450	876	534.2	210.0	143.6	80.20	42.21
1.65V	1909	1484	888	540.6	211.5	144.1	80.44	42.34
1.60V	1947	1513	897	546.0	212.7	144.5	80.44	42.34

Constant current discharge characteristics at 25 °C/77 °F Unit: A

Discharge Time F.V. (V/cell)	10 Min	15 Min	30 Min	1 Hr	3 Hr	5 Hr	10 Hr	20 Hr
1.80V	146.2	116.9	69.9	42.81	17.00	11.72	6.55	3.45
1.75V	158.4	122.3	72.6	44.10	17.34	11.90	6.65	3.50
1.70V	164.1	126.1	74.2	44.89	17.50	11.96	6.68	3.52
1.65V	168.0	129.0	75.3	45.43	17.62	12.01	6.70	3.53
1.60V	171.4	131.6	76.0	45.88	17.73	12.04	6.70	3.53

All data shall be changed without prior notice, BB reserves the right to explain and update the information contained herein.

DIMENSION(mm/inch)	OUTER DIMENSIONS	TERMINAL TYPE
<ul style="list-style-type: none"> ■ Length 350±2.0(13.78±0.08) ■ Width 166±2.0(6.54±0.08) ■ Container Height 174±2.0(6.85±0.08) ■ Total Height 174±2.0(6.85±0.08) 		<ul style="list-style-type: none"> ● Terminal B5 ● Terminal I2 <p>Terminal Hardware Initial Torque: B5,I2(5.5Nm±5%)</p>

Constant power discharge characteristics at 25 °C/77 °F Unit: W

F.V. (V/cell) \ Discharge Time	10 Min	15 Min	30 Min	1 Hr	3 Hr	5 Hr	10 Hr	20 Hr
1.80V	1661	1345	825	509.5	204.0	140.7	78.62	41.37
1.75V	1799	1407	856	524.7	208.1	142.8	79.80	42.00
1.70V	1864	1450	876	534.2	210.0	143.6	80.20	42.21
1.65V	1909	1484	888	540.6	211.5	144.1	80.44	42.34
1.60V	1947	1513	897	546.0	212.7	144.5	80.44	42.34

Constant current discharge characteristics at 25 °C/77 °F Unit: A

F.V. (V/cell) \ Discharge Time	10 Min	15 Min	30 Min	1 Hr	3 Hr	5 Hr	10 Hr	20 Hr
1.80V	146.2	116.9	69.9	42.81	17.00	11.72	6.55	3.45
1.75V	158.4	122.3	72.6	44.10	17.34	11.90	6.65	3.50
1.70V	164.1	126.1	74.2	44.89	17.50	11.96	6.68	3.52
1.65V	168.0	129.0	75.3	45.43	17.62	12.01	6.70	3.53
1.60V	171.4	131.6	76.0	45.88	17.73	12.04	6.70	3.53