

# VRLA Rechargeable Battery

## MSB-800 (2V, 800Ah)



### FEATURES

- Sealed structure, no electrolyte leakage or spill.
- High performance alloy to secure corrosion-proof feature.
- Unique electrolyte system achieves maximum service life.
- Special paste formula promotes the good charging acceptance.
- Electrolyte with gel technology.
- Absorbent Glass Mat technology for efficient gas recombination.

### APPLICATIONS

- Telecom
- UPS
- Central Office
- Energy Storage Systems



### SPECIFICATIONS

Nominal Voltage	2 V
Nominal Capacity	800Ah @ 10 hour rate F.V.(1.80V/cell)
Approx. Weight	63.0Kg(138.9lbs.)
Terminals	B6 (Fitting M8 bolt & nut) I3 is optional
Internal Resistance	≤ 0.6m Ω (Fully Charged)
Max. Discharge Current	3200 A (5 sec.)
Max. Charge Current	200 A
Operating Temperature Range	Charge 0°C~40°C(32°F~104°F) Discharge -20°C~50°C(-4°F~122°F) Storage: -20°C~40°C(-4°F~104°F)
Safety Valve	Opening pressure 10~35 kPa
Container Material	Standard: ABS(UL94 HB) MSB-800 Optional: Flame Retardant ABS(UL94 V-0) MSB-800FR



- IEC60896-21/22
- JIS C 8704-2
- GB/T19638.2
- YD/T799

### DIMENSION(mm/inch)

### OUTER DIMENSIONS

### TERMINAL TYPE

#### Length

410±2.0 (15.79±0.08)

#### Width

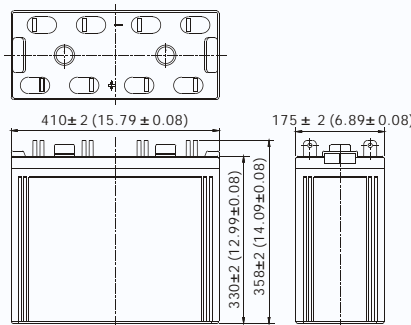
175±2.0 (6.89±0.08)

#### Container Height

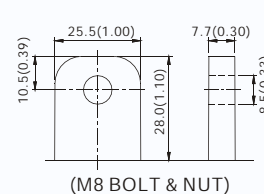
330±2.0 (12.99±0.08)

#### Total Height

358±2.0 (14.09±0.08)

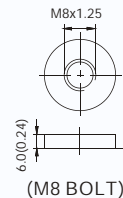


#### Terminal B6



Terminal Hardware Initial Torque: 10.0 Nm ± 5%

#### Terminal I3



### Constant power discharge characteristics at 25 °C/77 °F

Unit: W

F.V. (V/cell) \ Discharge Time	30 Min	1 Hr	2 Hr	3 Hr	4 Hr	5 Hr	6 Hr	8 Hr	10 Hr	12 Hr	20 Hr
1.85V	1049.2	720.0	463.2	360.8	280.4	241.6	215.2	178.0	148.8	128.96	80.35
1.80V	1164.0	792.0	500.0	382.2	308.8	263.2	229.2	190.4	157.5	135.18	84.26
1.75V	1275.2	840.0	530.0	402.4	323.5	275.2	239.2	196.4	164.5	139.82	86.77
1.70V	1400.0	896.0	548.0	416.1	330.0	282.0	245.2	200.4	170.0	143.08	88.20
1.65V	1504.0	924.0	556.0	424.6	336.8	286.0	250.0	204.0	172.4	145.10	88.95
1.60V	1534.0	932.0	564.0	428.6	340.8	290.0	251.2	206.4	174.0	145.78	89.20

### Constant current discharge characteristics at 25 °C/77 °F

Unit: A

F.V. (V/cell) \ Discharge Time	30 Min	1 Hr	2 Hr	3 Hr	4 Hr	5 Hr	6 Hr	8 Hr	10 Hr	12 Hr	20 Hr
1.85V	560.0	384.0	244.0	188.6	148.0	125.2	108.0	88.0	74.8	64.83	40.39
1.80V	624.0	424.0	264.0	200.0	163.2	136.0	116.0	96.8	80.0	68.67	42.80
1.75V	689.2	452.0	281.2	211.8	171.2	144.0	124.0	101.2	84.4	71.74	44.52
1.70V	764.0	484.8	293.2	220.7	175.6	148.8	128.0	104.8	87.6	73.73	45.80
1.65V	818.0	504.4	301.2	228.0	180.0	152.8	132.8	108.0	89.2	74.68	46.40
1.60V	860.0	517.2	310.0	232.9	183.2	155.2	134.0	110.0	90.0	75.38	46.52

All data and artworks shall be changed without prior notice, BB reserves the right to explain and update the information contained herein.

For operation, please refer to the instruction from technical manual.

B/2 REV. May 2021

Powered by **B.B. Tech(Changsha)Co., Ltd.**