



## VRLA Rechargeable Battery

# MSU-200 (2V, 200Ah)



### FEATURES

- Sealed structure, no electrolyte leakage or spill.
- High performance alloy to secure corrosion-proof feature.
- Unique electrolyte system achieves maximum service life.
- Low self-discharge rate, lower than 3% capacity loss per month.
- Special paste formula promotes the good charging acceptance.
- Electrolyte with gel technology.

### APPLICATION

- Telecom
- UPS
- Central Office
- Energy Storage Systems



### SPECIFICATIONS

Nominal Voltage	2 V
Nominal Capacity	200Ah @ 10 hour rate F.V.(1.80V/cell)
Approx. Weight	13.5Kg(29.8lbs.)
Terminals	B6 (Fitting M8 bolt & nut) I3 is optional
Internal Resistance	≤ 1.0m Ω (Fully Charged)
Max. Discharge Current	900 A (5 sec.)
Max. Charge Current	50 A
Operating Temperature Range	Charge : 0°C~40°C(32°F~104°F) Discharge : -20°C~50°C(-4°F~122°F) Storage : -20°C~40°C(-4°F~104°F)
Safety Valve	Opening pressure 10~35 kPa
Container Material	Standard: ABS(UL 94-HB) MSU-200 Optional: Flame Retardant ABS(UL 94-V0) MSU-200FR



- IEC60896-21/22
- JIS C 8704-2
- GB/T19638.2
- YD/T799

### DIMENSION(mm/inch)

### OUTER DIMENSIONS

### TERMINAL TYPE

#### Length

173±2.0 (6.81±0.08)

#### Width

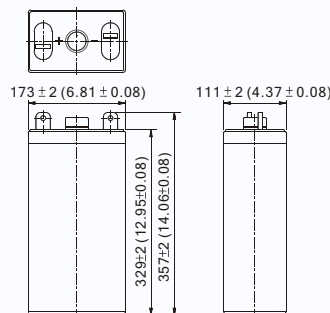
111±2.0 (4.37±0.08)

#### Container Height

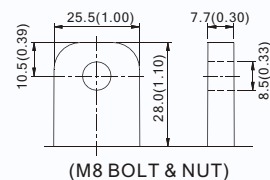
329±2.0 (12.95±0.08)

#### Total Height

357±2.0 (14.06±0.08)

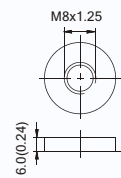


#### Terminal B6



(M8 BOLT & NUT)

#### Terminal I3



(M8 BOLT)

Terminal Hardware Initial Torque: 10.0 Nm ± 5%

### Constant power discharge characteristics at 20°C/68°F Unit: W

F.V. (V/cell) \ Discharge Time	30 Min	1 Hr	2 Hr	3 Hr	4 Hr	5 Hr	6 Hr	8 Hr	10 Hr	12 Hr	20 Hr
1.85V	262.3	180.0	115.8	90.2	70.1	60.4	53.8	44.5	37.2	32.24	20.09
1.80V	291.0	198.0	125.0	95.5	77.2	65.8	57.3	47.6	39.4	33.80	21.10
1.75V	318.8	210.0	132.5	100.6	80.9	68.8	59.8	49.1	41.1	34.95	21.70
1.70V	350.0	224.0	137.0	104.0	82.5	70.5	61.3	50.1	42.5	35.77	22.05
1.65V	376.0	231.0	139.0	106.2	84.2	71.5	62.5	51.0	43.1	36.28	22.24
1.60V	383.5	233.0	141.0	107.2	85.2	72.5	62.8	51.6	43.5	36.44	22.30

### Constant current discharge characteristics at 20°C/68°F Unit: A

F.V. (V/cell) \ Discharge Time	30 Min	1 Hr	2 Hr	3 Hr	4 Hr	5 Hr	6 Hr	8 Hr	10 Hr	12 Hr	20 Hr
1.85V	140.0	96.0	61.0	47.2	37.0	31.3	27.0	22.0	18.7	16.21	10.10
1.80V	156.0	106.0	66.0	50.0	40.8	34.0	29.0	24.2	20.0	17.17	10.70
1.75V	172.3	113.0	70.3	52.9	42.8	36.0	31.0	25.3	21.1	17.94	11.13
1.70V	191.0	121.2	73.3	55.2	43.9	37.2	32.0	26.2	21.9	18.43	11.45
1.65V	204.5	126.1	75.3	57.0	45.0	38.2	33.2	27.0	22.3	18.67	11.60
1.60V	215.0	129.3	77.5	58.2	45.8	38.8	33.5	27.5	22.5	18.84	11.63

All data artworks shall be changed without prior notice, BB reserves the right to explain and update the information contained herein.