

VRLA Rechargeable Battery

MSB-1000 (2V, 1000Ah)



FEATURES

- Sealed structure, no electrolyte leakage or spill.
- High performance alloy to secure corrosion-proof feature.
- Unique electrolyte system achieves maximum service life.
- Special paste formula promotes the good charging acceptance.
- Electrolyte with gel technology.
- Absorbent Glass Mat technology for efficient gas recombination.




APPLICATIONS

- Telecom
- UPS
- Central Office
- Energy Storage Systems



SPECIFICATIONS

Nominal Voltage	2 V
Nominal Capacity	1000Ah @ 10 hour rate F.V.(1.80V/cell)
Approx. Weight	72.0Kg(158.7lbs.)
Terminals	B6 (Fitting M8 bolt & nut) I3 is optional
Internal Resistance	≤ 0.5m Ω (Fully Charged)
Max. Discharge Current	4000 A (5 sec.)
Max. Charge Current	250 A
Operating Temperature Range	Charge 0°C~40°C(32°F~104°F) Discharge -20°C~50°C(-4°F~122°F) Storage: -20°C~40°C(-4°F~104°F)
Safety Valve	Opening pressure 10~35 kPa
Container Material	Standard: ABS(UL94 HB) MSB-1000 Optional: Flame Retardant ABS(UL94 V-0) MSB-1000FR

- IEC60896-21/22
- JIS C 8704-2
- GB/T19638.2
- YD/T799

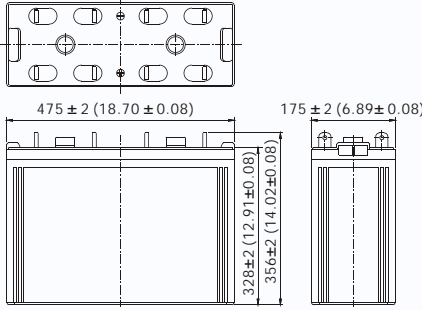
DIMENSION(mm/inch) OUTER DIMENSIONS TERMINAL TYPE

Length
475±2.0 (18.70±0.08)

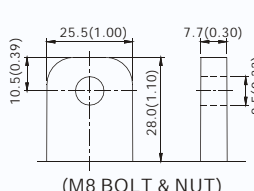
Width
175±2.0 (6.89±0.08)

Container Height
328±2.0 (12.91±0.08)

Total Height
356±2.0 (14.02±0.08)

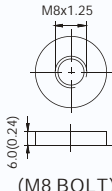


Terminal B6



(M8 BOLT & NUT)

Terminal I3



(M8 BOLT)

Terminal Hardware Initial Torque: 10.0 Nm ± 5%

Constant power discharge characteristics at 25 °C/77 °F Unit: W

F.V. (V/cell) \ Discharge Time	30 Min	1 Hr	2 Hr	3 Hr	4 Hr	5 Hr	6 Hr	8 Hr	10 Hr	12 Hr	20 Hr
1.85V	1311.5	900.0	579.0	451.0	350.5	302.0	269.0	222.5	186.0	161.20	100.44
1.80V	1455.0	990.0	625.0	477.7	386.0	329.0	286.5	238.0	196.9	168.98	105.33
1.75V	1594.0	1050.0	662.5	503.0	404.4	344.0	299.0	245.5	205.6	174.77	108.46
1.70V	1750.0	1120.0	685.0	520.2	412.5	352.5	306.5	250.5	212.5	178.85	110.25
1.65V	1880.0	1155.0	695.0	530.8	421.0	357.5	312.5	255.0	215.5	181.38	111.18
1.60V	1917.5	1165.0	705.0	535.8	426.0	362.5	314.0	258.0	217.5	182.22	111.50

Constant current discharge characteristics at 25 °C/77 °F Unit: A

F.V. (V/cell) \ Discharge Time	30 Min	1 Hr	2 Hr	3 Hr	4 Hr	5 Hr	6 Hr	8 Hr	10 Hr	12 Hr	20 Hr
1.85V	700.0	480.0	305.0	235.8	185.0	156.6	135.0	110.0	93.5	81.03	50.49
1.80V	780.0	530.0	330.0	250.0	204.0	170.0	145.0	121.0	100.0	85.83	53.50
1.75V	861.5	565.0	351.5	264.7	214.0	180.0	155.0	126.5	105.5	89.68	55.65
1.70V	955.0	606.0	366.5	275.9	219.5	186.0	160.0	131.0	109.5	92.16	57.25
1.65V	1022.5	630.5	376.5	285.1	225.0	191.0	166.0	135.0	111.5	93.35	58.00
1.60V	1075.0	646.5	387.5	291.2	229.0	194.0	167.5	137.5	112.5	94.22	58.15

All data and artworks shall be changed without prior notice, BB reserves the right to explain and update the information contained hereinto.

For operation, please refer to the instruction from technical manual.

B/2 REV. May. 2021

Powered by **B.B. Tech(Changsha)Co., Ltd.**