



## VRLA Rechargeable Battery

# EB12-12

### FEATURES

- Absorbent Glass Mat technology for efficient gas recombination
- Maintenance free(no water topping-up required)
- No free acid(Non-spillable battery)
- Can be used in any orientation(excluding used inverted)
- The battery is designed for high power & high cyclic usage
- Its design life is approx.300 cycles at 100% discharge in cycle service at 77°F/25°C


### APPLICATION

- UPS
- E-bike
- Lawn Mowers
- Golf-Carts
- Wheelchairs
- Electrical Scooter




### SPECIFICATIONS

Nominal Voltage	12V
Nominal Capacity	12.0 Ah@20 Hour Rate (600mA, 10.5V)
Approx. Weight	4300g(9.48lbs.)
Terminals	T2 (Faston Tab 250)
Max. Discharge Current	180 A (5 sec.)
Max. Charge Current	3.60 A
Operating Temperature Range	Charge 0°C~40°C(32°F~104°F) Discharge -20°C~50°C(-4°F~122°F) Storage -20°C~40°C(-4°F~104°F)
Internal Resistance	≤ 14mΩ (Fully Charged )
Container Material	Standard: ABS( UL 94-HB) BP5-6 Optional: Flame Retardant ABS (UL 94-V0) BP5-6FR



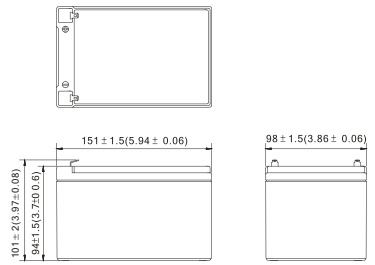
MH19884



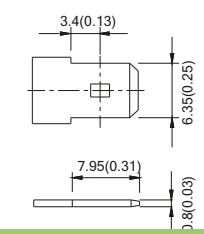
- IEC 61056-1
- JIS C 8702-1
- GB/T 19639.1

### DIMENSION(mm/inch)      OUTER DIMENSIONS      TERMINAL TYPE

- **Length**  
151±1.5(5.94±0.06)
- **Width**  
98±1.5(3.86±0.06)
- **Container Height**  
94±1.5(3.70±0.06)
- **Total Height**  
101±2.0(3.97±0.08)



#### Terminal T2



### Constant power discharge characteristics at 25 °C/77 °F      Unit: W

F.V. (V/cell) \ Discharge Time	10 Min	15 Min	30 Min	40 Min	1 Hr	2 Hr	3 Hr	5 Hr	10 Hr	20 Hr
1.80V	323.2	261.7	164.6	130.5	99.6	56.8	42.0	26.6	13.47	7.05
1.75V	350.2	274.0	170.9	135.2	102.5	58.2	42.8	27.0	13.68	7.20
1.70V	362.8	282.3	174.7	138.0	104.3	58.9	43.2	27.2	13.75	7.23
1.65V	371.5	288.9	177.2	139.9	105.7	59.8	43.6	27.4	13.78	7.25
1.60V	378.8	294.6	179.0	141.3	106.8	60.0	43.8	27.4	13.78	7.25
1.50V	386.4	300.5	180.8	142.7	107.9	60.6	44.1	27.4	13.78	7.25

### Constant current discharge characteristics at 25 °C/77 °F      Unit: A

F.V. (V/cell) \ Discharge Time	10 Min	15 Min	30 Min	40 Min	1 Hr	2 Hr	3 Hr	5 Hr	10 Hr	20 Hr
1.80V	28.4	22.8	13.9	11.0	8.4	4.73	3.50	2.22	1.123	0.588
1.75V	30.8	23.8	14.5	11.4	8.6	4.85	3.58	2.25	1.140	0.600
1.70V	31.9	24.6	14.8	11.6	8.8	4.91	3.60	2.26	1.145	0.602
1.65V	32.7	25.1	15.0	11.8	8.9	4.98	3.62	2.28	1.150	0.605
1.60V	33.4	25.6	15.2	11.9	9.0	5.00	3.65	2.28	1.150	0.605
1.50V	34.0	26.1	15.3	12.0	9.1	5.05	3.67	2.28	1.150	0.605