



VRLA Rechargeable Battery

HR40-12 Handle Type




FEATURES

- Maintenance free(no water topping-up required)
- No free acid(Non-spillable battery)
- Can be used in any orientation(excluding used inverted)
- The battery is designed for high rate usage
- Absorbent Glass Mat technology for efficient gas recombination
- The power density at 5 min~15min discharging rate is 30% higher than BP series


APPLICATION

- UPS
- Wheelchairs
- Lawn Mowers
- Electronic Medical Equipment
- Golf-Carts




SPECIFICATIONS

Nominal Voltage	12 V
Nominal Capacity	38Ah @ 10 hour rate F.V.(1.75V/cell)
Approx. Weight	12.1Kg(26.68lbs.)
Terminals	B7 (Fitting M6 bolt & nut) I2 is optional
Internal Resistance	≤6mΩ (Fully Charged)
Max. Discharge Current	495 A (5 sec.)
Max. Charge Current	11.4 A
Operating Temperature Range	Charge 0°C~40°C(32°F~104°F) Discharge -20°C~50°C(-4°F~122°F) Storage. -20°C~40°C(-4°F~104°F)
Container Material	Standard: ABS(UL94 HB) HR40-12 Optional: Flame Retardant ABS(UL94 V-0) HR40-12FR

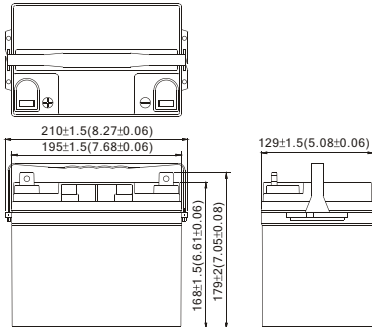
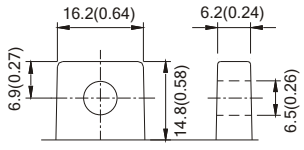
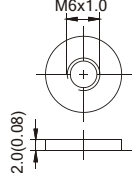


MH19884



C4M20310-2474-E-16

- IEC 61056-1
- JIS C 8702-1
- GB/T 19639.1

DIMENSION(mm/inch)	OUTER DIMENSIONS	TERMINAL TYPE
<p>■ Length 210±1.5 (8.27±0.06)</p> <p>■ Width 129±1.5 (5.08±0.06)</p> <p>■ Container Height 168±1.5 (6.61±0.06)</p> <p>■ Total Height B7:179±2.0 (7.05±0.08) I2:168±2.0 (6.61±0.08)</p>		<div style="display: flex; justify-content: space-around;"> <div style="text-align: center;"> <p>● Terminal B7</p>  <p>[M6 BOLT & NUT]</p> </div> <div style="text-align: center;"> <p>● Terminal I2</p>  <p>[M6 BOLT]</p> </div> </div> <p style="text-align: center;">Terminal Hardware Initial Torque: B7/I2(5.5Nm±5%)</p>

Constant power discharge characteristics at 25 °C/77 °F										Unit: W
F.V. (V/cell) \ Discharge Time	5 Min	10 Min	15 Min	20 Min	30 Min	40 Min	50 Min	60 Min	120 Min	
1.80V	1640.0	1120.0	811.0	692.0	526.0	400.0	334.0	294.0	162.2	
1.70V	1960.0	1250.0	882.0	733.0	548.0	415.0	345.0	301.0	165.3	
1.60V	2100.0	1315.0	922.0	760.0	560.0	425.0	352.0	306.0	168.0	
1.50V	2160.0	1340.0	942.0	772.0	567.0	430.0	356.0	309.0	168.9	
1.40V	2200.0	1358.0	953.0	779.0	571.0	433.0	359.0	311.0	169.3	
1.30V	2220.0	1370.0	960.0	784.0	574.0	435.0	361.0	312.0	169.8	

Constant current discharge characteristics at 25 °C/77 °F										Unit: A
F.V. (V/cell) \ Discharge Time	5 Min	10 Min	15 Min	20 Min	30 Min	40 Min	50 Min	60 Min	120 Min	
1.80V	146.43	98.25	70.16	59.35	44.58	33.64	27.95	24.50	13.52	
1.70V	178.18	109.65	76.30	62.86	46.44	34.90	28.87	25.08	13.78	
1.60V	190.91	115.35	79.76	65.18	47.46	35.74	29.46	25.50	14.00	
1.50V	196.36	117.54	81.49	66.21	48.05	36.16	29.79	25.75	14.08	
1.40V	200.00	119.12	82.44	66.81	48.39	36.42	30.04	25.92	14.11	
1.30V	201.82	120.18	83.04	67.24	48.64	36.59	30.21	26.00	14.15	

All data shall be changed without prior notice, BB reserves the right to explain and update the information contained hereinto.