

VRLA Rechargeable Battery

MSB-2000 (2V, 2000Ah)



Measures Technology Values Innovation

FEATURES

- Sealed structure, no electrolyte leakage or spill.
- High performance alloy to secure corrosion-proof feature.
- Unique electrolyte system achieves maximum service life.
- Special paste formula promotes the good charging acceptance.
- Electrolyte with gel technology.
- Absorbent Glass Mat technology for efficient gas recombination.

APPLICATION

- Telecom
- UPS
- Central Office
- Energy Storage Systems



SPECIFICATIONS

Nominal Voltage	2 V
Nominal Capacity	2000Ah @ 10 hour rate F.V.(1.80V/cell)
Approx. Weight	153.0Kg(337.3lbs.)
Terminals	B6 (Fitting M8 bolt & nut)
Internal Resistance	≤ 0.4m Ω (Fully Charged)
Max. Discharge Current	7000 A (5 sec.)
Max. Charge Current	500 A
Operating Temperature Range	Charge : 0°C~40°C(32°F~104°F) Discharge : -20°C~50°C(-4°F~122°F) Storage. : -20°C~40°C(-4°F~104°F)
Safety Valve	Opening pressure 10~35 kPa
Container Material	Standard: ABS(UL94 HB) MSB-2000 Optional: Flame Retardant ABS(UL94 V-0) MSB-2000FR



MH19884



TS-1352

- IEC60896-21/22
- JIS C 8704-2
- GB/T19638.2
- YD/T799

DIMENSION(mm/inch)

OUTER DIMENSIONS

TERMINAL TYPE

Length

490±2.0 (19.29±0.08)

Width

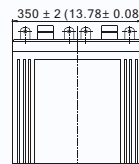
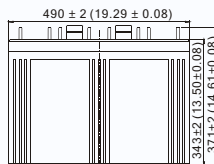
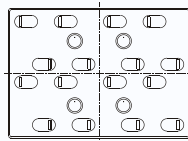
350±2.0 (13.78±0.08)

Container Height

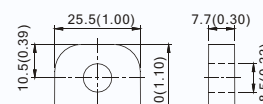
343±2.0 (13.50±0.08)

Total Height

371±2.0 (14.61±0.08)



Terminal B6



(M8 BOLT & NUT)

Terminal Hardware Initial Torque: 10.0 Nm ± 5%

Constant power discharge characteristics at 25 °C/77 °F Unit: W

F.V. (V/cell)	Discharge Time	30 Min	1 Hr	2 Hr	3 Hr	4 Hr	5 Hr	6 Hr	8 Hr	10 Hr	12 Hr	20 Hr
1.85V		2623.0	1800.0	1158.0	901.9	701.1	604.0	538.0	445.0	372.0	322.40	200.88
1.80V		2910.0	1980.0	1250.0	955.5	772.0	658.0	573.0	476.0	393.7	337.96	210.65
1.75V		3188.0	2100.0	1325.0	1006.0	808.8	688.0	598.0	491.0	411.2	349.55	216.92
1.70V		3500.0	2240.0	1370.0	1040.3	825.0	705.0	613.0	501.0	425.0	357.71	220.50
1.65V		3760.0	2310.0	1390.0	1061.5	842.0	715.0	625.0	510.0	431.0	362.76	222.37
1.60V		3835.0	2330.0	1410.0	1071.6	852.0	725.0	628.0	516.0	435.0	364.44	223.00

Constant current discharge characteristics at 25 °C/77 °F Unit: A

F.V. (V/cell)	Discharge Time	30 Min	1 Hr	2 Hr	3 Hr	4 Hr	5 Hr	6 Hr	8 Hr	10 Hr	12 Hr	20 Hr
1.85V		1400.0	960.0	610.0	471.6	370.0	313.1	270.0	220.0	187.0	162.07	100.98
1.80V		1560.0	1060.0	660.0	500.0	408.0	340.0	290.0	242.0	200.0	171.67	107.00
1.75V		1723.0	1130.0	703.0	529.4	428.0	360.0	310.0	253.0	211.0	179.35	111.30
1.70V		1910.0	1212.0	733.0	551.8	439.0	372.0	320.0	262.0	219.0	184.33	114.50
1.65V		2045.0	1261.0	753.0	570.1	450.0	382.0	332.0	270.0	223.0	186.69	116.00
1.60V		2150.0	1293.0	775.0	582.3	458.0	388.0	335.0	275.0	225.0	188.44	116.30

All data and artworks shall be changed without prior notice, BB reserves the right to explain and update the information contained herein.